


DEPARTMENT:	
	TOPIC: Foothills Enforcement Services – First Quarter Report
REPORT PREPARED BY: Kristine Allaire REPORT PRESENTED BY: Gareth Joels	

PURPOSE OF REQUEST

To provide Council with the first quarter statistical report and overview.

BACKGROUND

Enforcement Services compiles quarterly reports to track and analyze enforcement activity within the municipality. These reports provide data on the volume and nature of enforcement-related calls, the number of files created, tickets issued, and areas experiencing higher levels of enforcement. This information supports transparency, helps identify emerging trends or areas of concern, and assists Council in understanding workload and resource allocation. Regular reporting also ensures that enforcement activities remain aligned with municipal priorities and the Council’s strategic direction.

REQUEST OF COUNCIL

Proposed Motion:

That Council reviews and accepts the First Quarter Report as information.

APPENDICES

The first quarter report.



Foothills Enforcement Services

2026 – 1st Quarter



Foothills Enforcement Services

2026 – 1st Quarter

In the first quarter of 2026, Enforcement Services backfilled a previously vacated position with the hiring of an officer. This officer has been appointed as a Bylaw Enforcement Officer position while they complete their bridge training to become a qualified Community Peace Officer – Level 1.

CALLS FOR SERVICE:

Fig. 1

CALLS FOR SERVICE 1 QUARTER	101
CALLS FOR SERVICE 2 QUARTER	0
CALLS FOR SERVICE 3 QUARTER	0
CALLS FOR SERVICE 4 QUARTER	0
YEAR TO DATE CALLS FOR SERVICE	101

Calls for service received in 2026 – Q1 have nearly doubled relative to 2025 in part because we targeted illegal signs throughout the county. An increase of 43 additional calls for service in comparison to 58 in 2025 – Q1.

Of the 101 calls for service, 62 were for bylaw related matters such as illegal sign, responsible dog ownership and bylaw inquiry. A further 24 of the files were for Provincial statutes such as Request for Patrols, general and speeding concerns.

Fig. 2



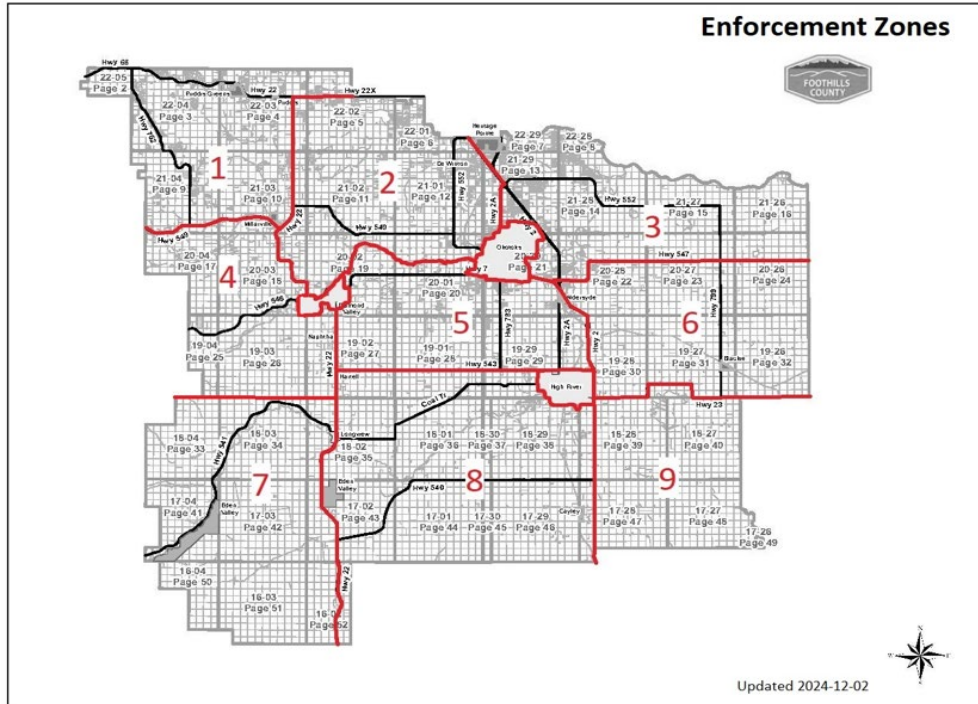
Figure 2 illustrates the top five calls for service received. Of the total requests received, the top five account for 65% of the total call volume.

Fig. 3

Bylaw Related calls		Provincial Statute Related Calls	
Business License	0	24 Hour Suspension	1
Community Standards Other	2	Abandoned Vehicle	0
Community Standards - Noise	2	Animal Complaint	1
Community Standards - Unsightly	3	Comm. Vehicle Weight Enforcement	0
Dark Sky	1	Commercial Vehicle Other	0
Fireworks Bylaw	0	Driving - Other	0
Inquiry Only - Bylaw	4	Joint Force Operation	1
Responsible Dog Ownership Other	1	Highway Development & Protect Act	0
RDO – Dog Attack Animal	1	Impaired Driver	0
RDO – Dog Attack Person	0	Motor Vehicle Collision	1
RDO – Dog Barking	2	Off Highway Vehicle	2
RDO – Dog Related Information File	0	Provincial Parking Offence	0
RDO - Running At Large	11	Provincial Offence - Other	0
Sign Bylaw	33	Pass School Bus Lights Flashing	0
Special Events	0	Petty Trespass Act	0
Traffic Bylaw	2	Provincial Statute Inquiry Only	0
Water Conservation	0	Request For Patrol: General	8
Land Use	0	Request For Patrol: Speed	4
Assist Agency/Department		Stop Sign	0
Assist Fire	2	Trespass to Premises Act	2
Assist Police	6	Court Brief	0
Assist Public	3	Exhibit	1
Assist MD Department	2	Garbage/Litter	3
Assist Development Department	0	Administrative	0
Assist Other Agency	2		

CALLS FOR SERVICE BY ZONE:

Fig. 4



The zones break the County into nine areas of similar size. Use of zones provides a better understanding of areas where officers are receiving the most requests for services and where they are spending large amounts of their time. Major roads within the zones are included as subzones and can be further broken out from the general enforcement zone. Figure 4 above, illustrates the new zones utilized.

Fig. 5

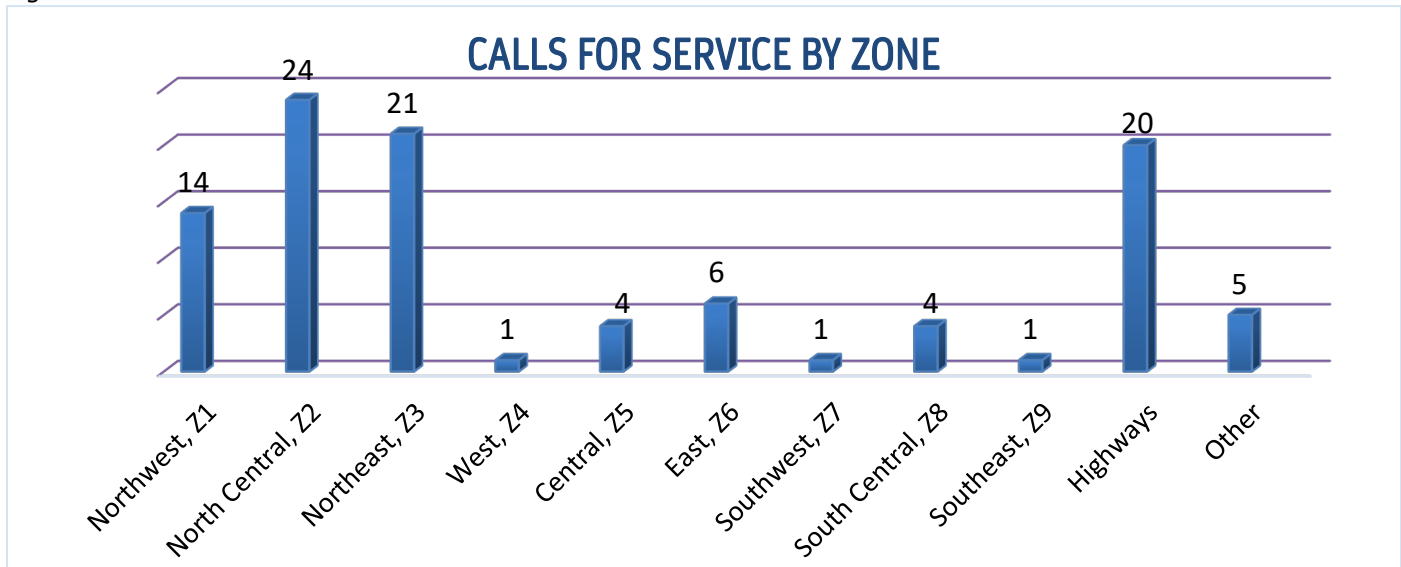


Figure 5 illustrates the calls for service by zones. In 2026 – Q1, the top calls for service were received in the North Central (Z2) zone followed by the Northeast (Z3) and Highway zones. The Northwest (Z1) received the fourth most calls while the East (Z6) zone rounded out the top five based on calls for service.

Figures 6 and 7 illustrate the calls received by day of the week and month in comparison to 2025 Q1. Figure 8 illustrates the methods used to contact enforcement services. A significant increase to officer observed, again due to the team locating and removing illegal signs.

Fig. 6

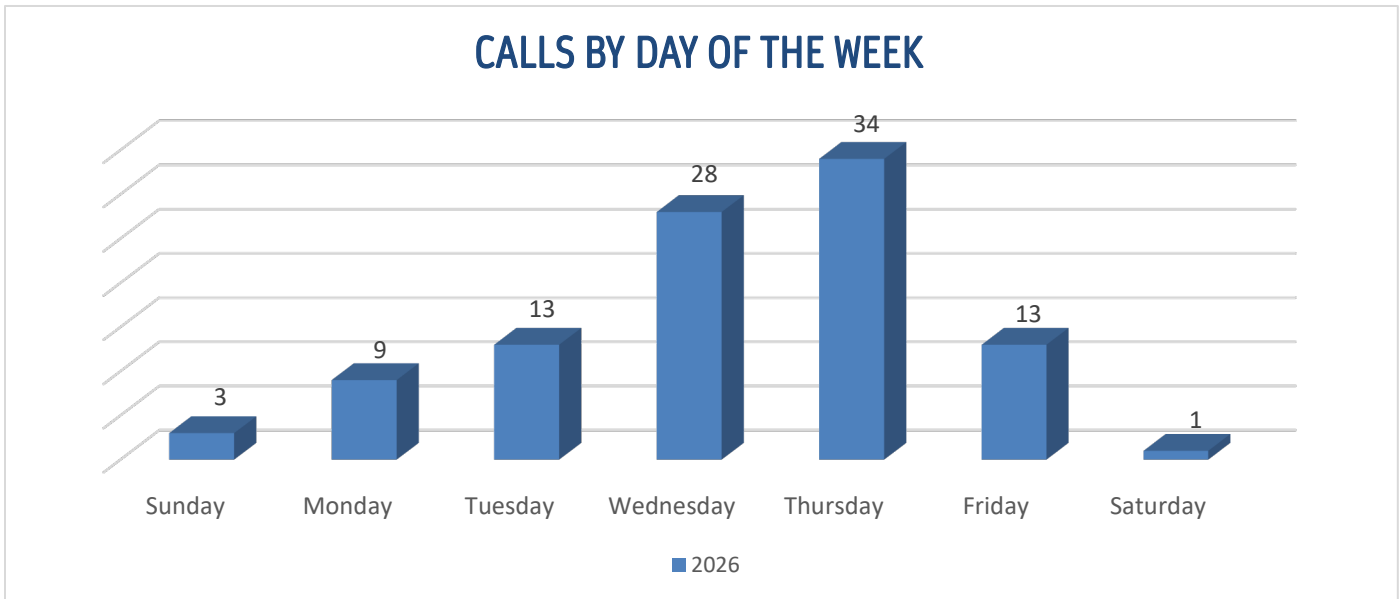


Fig. 7

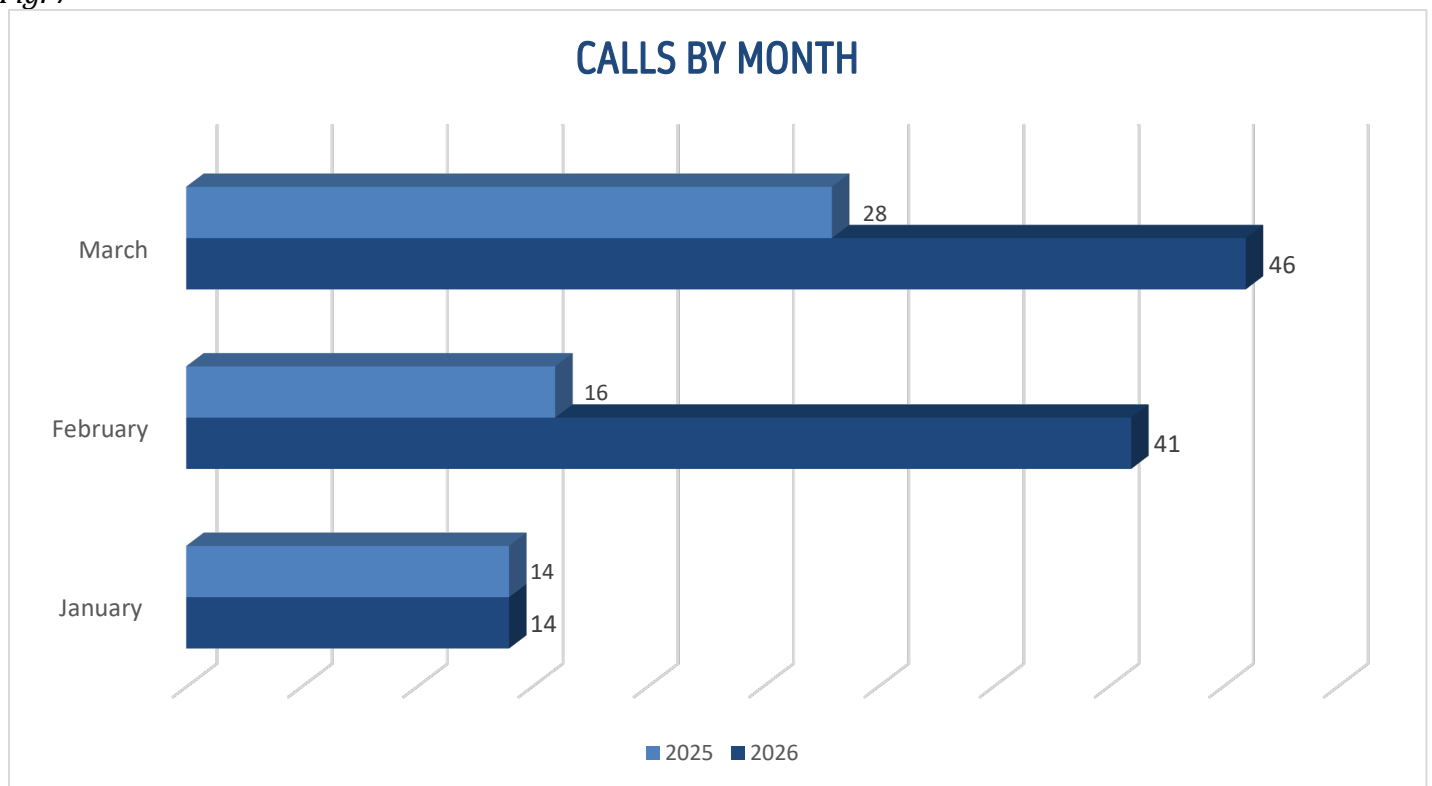


Fig. 8

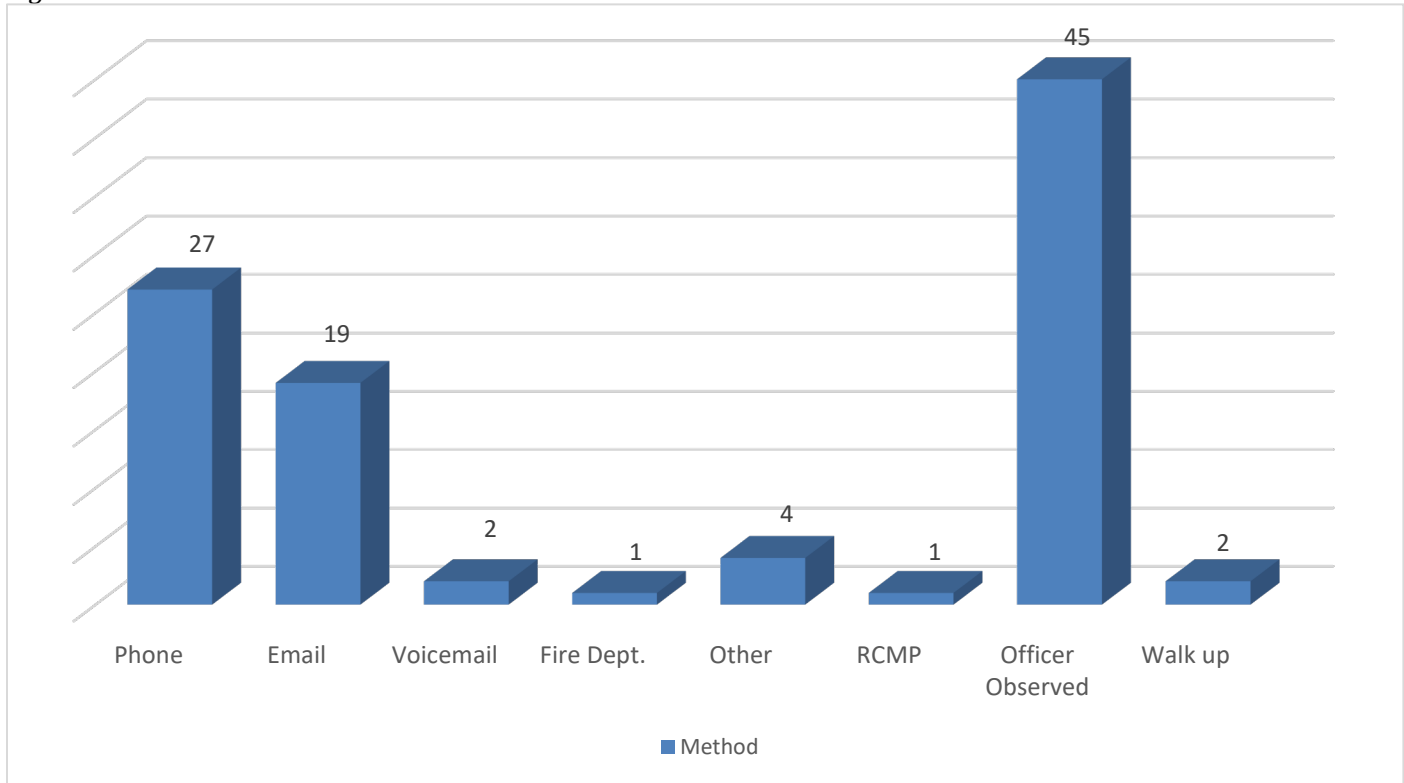
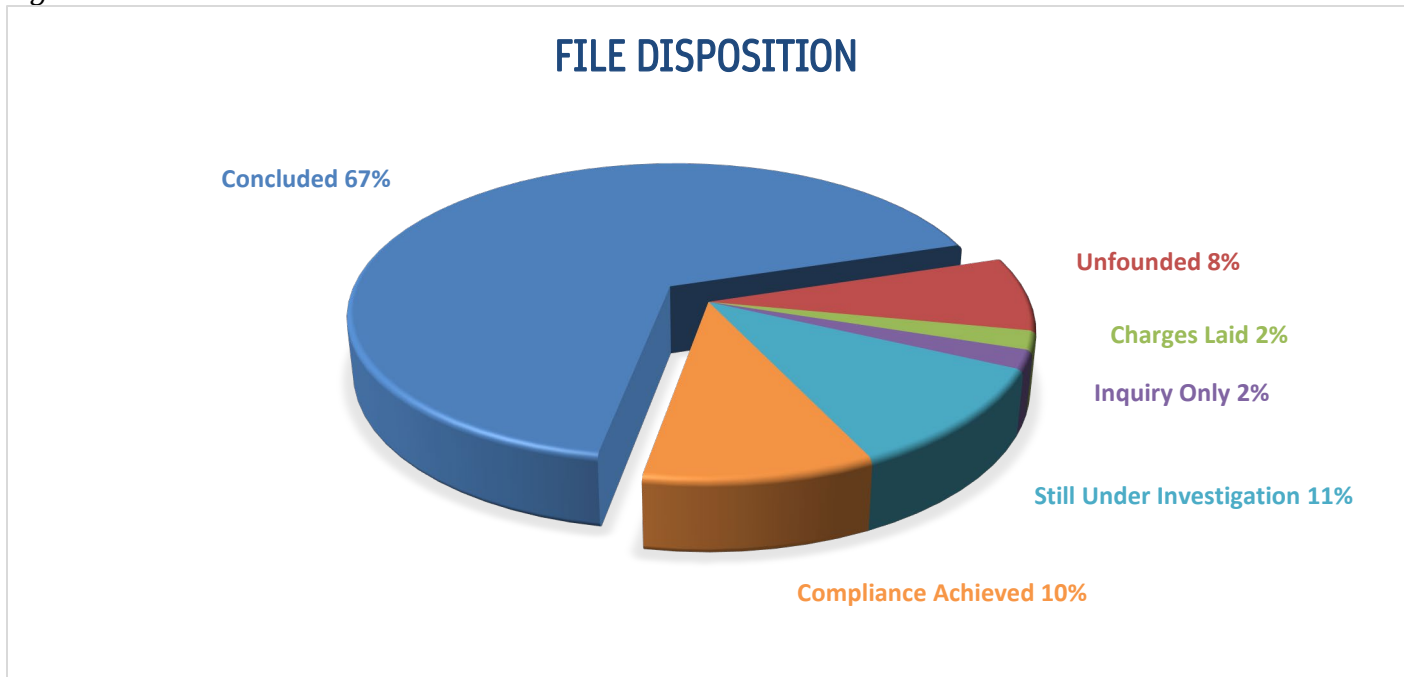


Figure 9 illustrates the file disposition for files initiated in 2026 – Q1. Of the 101 calls for service, 11 files remain open and under investigation; 80 files were concluded, only 2 (2%) were concluded through the issuance of a citation; 2 files were inquiry only calls and 8 of the calls were unfounded.

Fig. 9



Foothills Enforcement Services



2026 CITATIONS ISSUED:

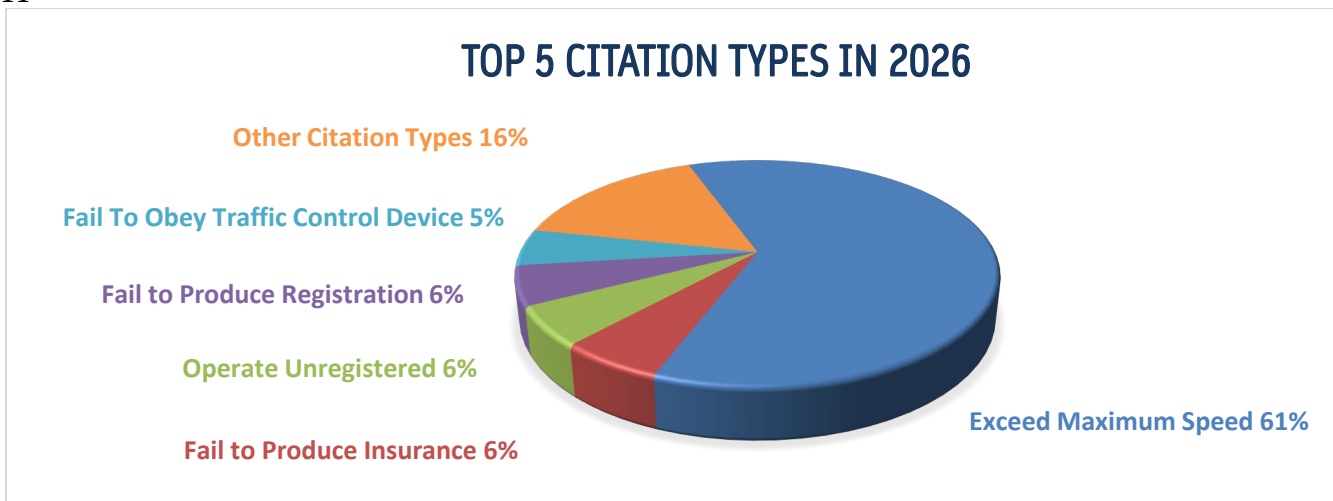
The first quarter of 2026 has shown a substantial increase in traffic enforcement activity, with 267 citations issued. More than doubling, in comparison to the number of citations written in 2025 – Q1 of 114. Figure 10 below illustrates a break down of bylaw, mandatory court and total citations and warnings issued. Our officers spent a combined 36 hours attending court on traffic related offences.

Fig. 10

CITATIONS AND WARNINGS ISSUED					
	Bylaw	Mandatory Court	Total Citations	Total Warnings	Total
CITATIONS ISSUED 1 QUARTER	1	8	267	169	436
CITATIONS ISSUED 2 QUARTER	0	0	0	0	0
CITATIONS ISSUED 3 QUARTER	0	0	0	0	0
CITATIONS ISSUED 4 QUARTER	0	0	0	0	0
YEAR TO DATE CITATIONS ISSUED	0	0	0	0	0

Figure 11 illustrates the top 5 citations issued.

Fig. 11



The top 5 citation types for 2025 account for 92% of the citations issued. Exceeding the maximum speed limit accounts for 61% of the total count.

Figure 12 below illustrates the locations where traffic stops occurred in 2026 – Q1. The top location continues to be 176 ST W located in the North Central (2) Zone. Locations with less than 5 citations have been included and grouped together in their enforcement zone. Other locations include Diamond Valley and Nanton as we work together in Joint Force Operations (JFO's)

Fig. 12

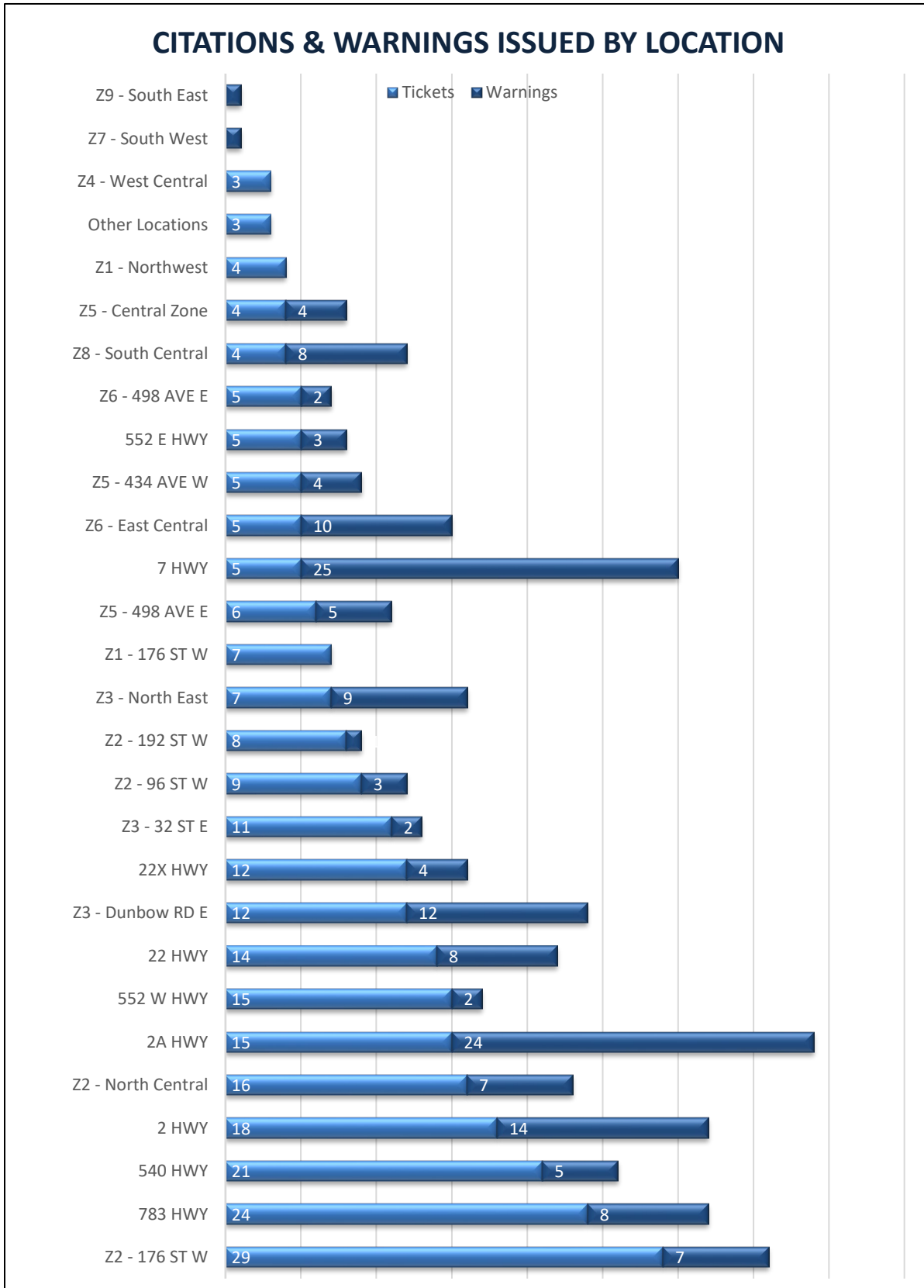


Fig. 13

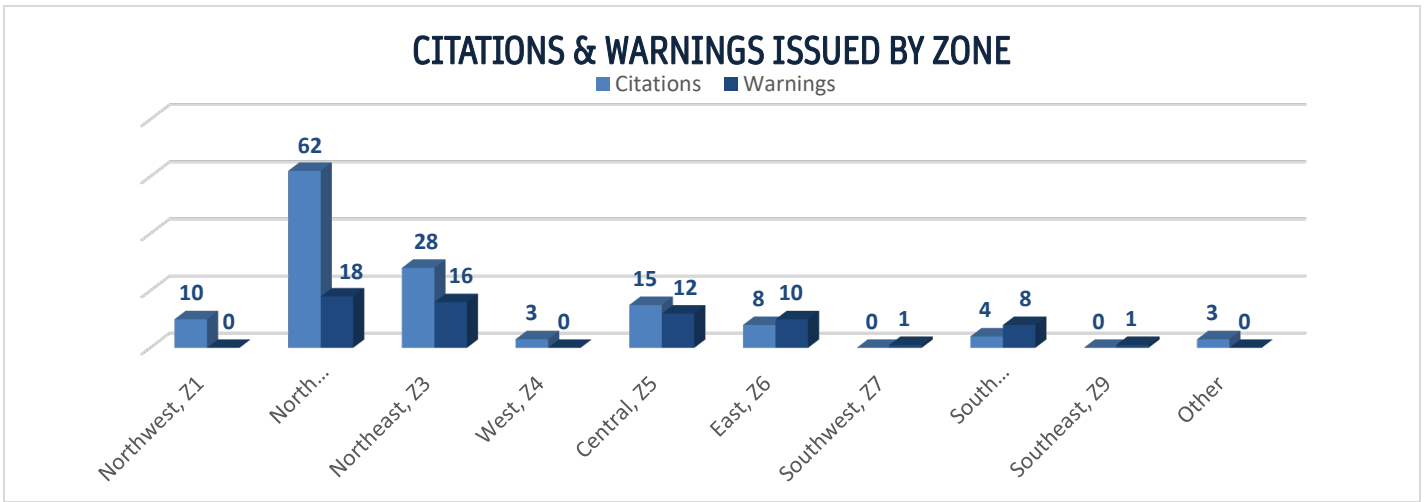


Figure 13 illustrates citations and warnings issued by enforcement zones. There were 267 total citations issued, with 1 being issued for a contravention of the Community Standards Bylaw, operating of Off Highway Vehicles on highway.

MOUNT ROYAL UNIVERSITY - Practicum Students:

Foothills Enforcement teamed up with Mount Royal University again in early January to provide a practicum placement for two Criminology students to complete their 280-hour practicum. The students completed their assigned time with us on 09 April 2026

ARMADILLO TRAFFIC COUNTERS:

As previously discussed, Armadillos are the innovative devices designed for traffic data collection, including direction, volume and speeds. Foothills County has 3 Armadillo counters. The information gathered is shared between Foothills Enforcement and Public Works, Road Engineering.

Fig. 14

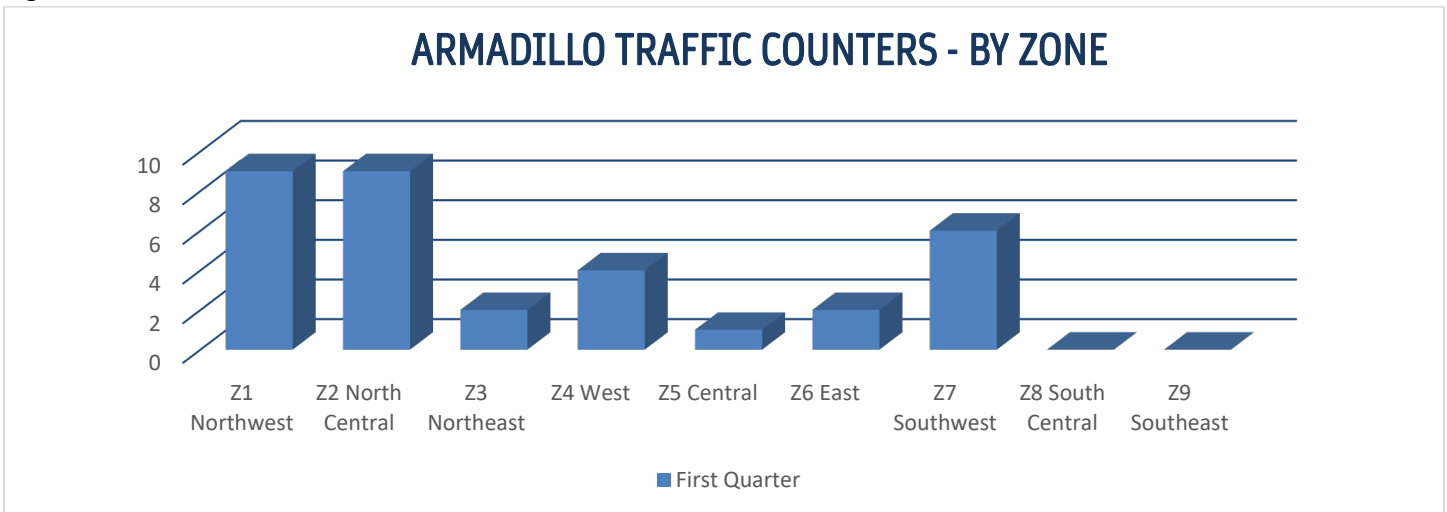


Figure 14 above illustrates the number of Armadillo deployments by zone.

Fig. 15


	Regular Deployments	Time (hrs)	Public Request Deployments	Time (hrs)	Total Deployments	Total Time(hrs)
January	7	1008 hrs	2	292 hrs	9	1300 hrs
February	6	873 hrs	6	882 hrs	12	1755 hrs
March	11	1582 hrs	1	145 hrs	12	1727 hrs
April	0	0 hrs	0	0 hrs	0	0 hrs
May	0	0 hrs	0	0 hrs	0	0 hrs
June	0	0 hrs	0	0 hrs	0	0 hrs
July	0	0 hrs	0	0 hrs	0	0 hrs
August	0	0 hrs	0	0 hrs	0	0 hrs
September	0	0 hrs	0	0 hrs	0	0 hrs
October	0	0 hrs	0	0 hrs	0	0 hrs
November	0	0 hrs	0	0 hrs	0	0 hrs
December	0	0 hrs	0	0 hrs	0	0hrs
Total	24	3463 hrs	9	1319 hrs	33	4782 hrs

Figure 15 above summarizes the deployments by month, type of request and total time deployed. Of the 33 deployments, 9 were public requests.

SUMMARY:

During this last quarter, we developed an active online presence to share information on traffic and bylaw concerns. Over this period, we were able to put out 8 online messages to the public to bring awareness to traffic conditions and enforcement activity.

Figure 17
Public Information – Traffic fines increasing

 **Foothills County**
March 10 at 3:30 PM · 🌐

Traffic fines across Alberta are increasing effective March 13, 2026. Traffic fines across Alberta are increasing effective March 13, 2026.

For common offences such as speeding, the penalties will increase by 30%
Speeding fines are increasing, including:

- ☐ 30 km/h over: up to \$324
- ☐ 40 km/h over: up to \$560
- ☐ 50 km/h over: up to \$744

Speeders going over 50 km/h, drivers face a mandatory court appearance where fines will be determined by the courts.

Construction Zone Speeding increases to \$540 from previously \$499
Distracted driving fines include \$325
No License? \$351 fine
No Active Registration? \$527 fine
High-risk driving offences, such as Careless driving, Excessive speed, Stunting and Racing will be increasing by 50%

Foothills Enforcement, Complaint line 403-603-6300

For more information please visit:
<https://www.foothillscountyab.ca/.../message-foothills...>



Figure 16
Alberta Traffic Safety Monthly Calendar – February, Distractive Driving



Distracted Driving is always a focus for Alberta Traffic Safety.

■ Alberta's distracted driving law applies to all vehicles under the Traffic Safety Act.

📱 The law restricts Alberta drivers from doing any of the following:

- ✗ using hand-held cell phones
- ✗ texting or e-mailing
- ✗ using electronic devices such as laptop computers, video games, cameras.
- ✗ entering information on GPS units
- ✗ reading printed materials in the vehicle
- ✗ writing, printing, or sketching
- ✗ personal grooming

⚖️ Penalties for distractive driving: a \$390 fine.

📊 In 2025, there was 9,648 drivers convicted of distracted driving in Alberta.

👮 Foothills Enforcement would like to remind you to follow these tips to minimize distractions: Put your phone away, stay calm, keep your hands on the wheel, pull over as needed and always plan ahead.

📞 Foothills Enforcement, Complaint line 403-603-6300



 **DISTRACTED DRIVING**
FOOTHILLS ENFORCEMENT 

Figure 17
Happening Now – High Speed Captured

Foothills County
March 16 at 4:00 PM · 🌐

"Yes, that is correct" – was the Officers response after the driver responded 180km/HR, when asked if they knew how fast they were going.

⚠️ On Sunday March 16th at 3:06pm, we pulled over a vehicle speeding on Highway 2 traveling 180km/HR northbound near 498 AVE East.

📄 The driver received a Mandatory Court Appearance. Speeders traveling over 50km/HR of the posted speed limit face a mandatory court appearance and their fine amount will be determined by the courts.

🚔 Over the weekend, our officers pulled over 4 separate vehicles traveling 40km/HR OVER the speed limit.

Foothills Enforcement would like to remind drivers with the nice weather approaching, to please follow the speed limits that are in place for everyone's safety.

📞 Foothills Enforcement, Complaint Line 403-603-6300

